

Technical Parameter

Type		AutoScan-KM II	AutoScan-KM	AutoScan-K20
Scan mode	Ultra-fast scanning	13 blue laser crosses	11 blue laser crosses	7 red laser crosses
	Hyperfine scanning	7 blue parallel laser lines		5 blue parallel laser lines
	Large area scanning	11 parallel infrared laser lines		-
	Deep hole scanning	1 extra blue laser line		1 extra red laser line
Laser lines in total		45	41	20
Accuracy ⁽¹⁾		0.020 mm		
Scanning rate		Up to 1,650,000 measurements/s	Up to 1,350,000 measurements/s	Up to 650,000 measurements/s
Scanning area		Up to 1440 mm × 860 mm		Up to 550 mm × 660 mm
Photogrammetry system	Standard configuration	Built-in		
	Scanning area	3760 mm × 3150mm		2500 mm × 3000mm
	Depth of field	2500 mm		
Laser class		CLASS II (eye-safe)		
Resolution		0.010 mm		
Volumetric accuracy ⁽²⁾	Work alone	Up to 0.015 mm + 0.030 mm/m		0.015 mm + 0.035 mm/m
	Work with 1m reference bar	Up to 0.015 mm + 0.020 mm/m		
	Work with MSCAN-L15	Up to 0.015 mm + 0.015 mm/m		
Depth of field		925 mm	450 mm	
Output formats		.stl, .ply, .obj, .igs, .stp, .wrl, .xyz, .dae, .fbx, .ma, .asc or customized		
Operating temperature range		-10°C – 40°C		
Interface mode		USB 3.0		
Patents		CN204329903U, CN104501740B, CN104165600B, CN204988183U, CN204854633U, CN204944431U, CN204902788U, CN105068384B, CN105049664B, CN204902784U, CN204963812U, CN204902785U, CN204902790U, CN106403845B, CN209197685U, CN209263911U, CN106500627B, CN106500628B, CN206132003U, CN206905709U, CN107202554B, CN209310754U, CN209485295U, CN209485271U, CN305446920S, CN209991946U, US10309770B2, KR102096806B1, KR102209255B1, US10914576B2, EP3392831A4		

(1) ISO 17025 accredited: Based on VDI/VDE 2634 Part 3 standard and JJF 1951 specification, probing error (size) (PS) performance is evaluated.
 (2) ISO 17025 accredited: Based on VDI/VDE 2634 Part3 standard and JJF 1951 specification, sphere spacing error (SD) performance is evaluated.



AUTOSCAN - K 3D System

Highly Safe and Effective Automatic Inspection System



SCANTECH (HANGZHOU) CO., LTD.

Building 12, No.998, West Wenyi Road, Yuhang District, Hangzhou, Zhejiang Province, China
 Tel: 0086-571-85852597 Fax: 0086-571-85370381
 E-mail : info@3d-scantech.com
 Website : www.3d-scantech.com



Copyright ©

SCANTECH (HANGZHOU) CO., LTD.

AutoScan-K series, an automatic 3D inspection system, can realize non-contact and non-destructive inspection using machine vision technology. While ensuring extra-high accuracy, it can effectively carry out online batch scanning and inspection. Featuring 24-hour constant operation, AutoScan-K 3D system helps enterprises reduce manufacturing costs, accelerate product time-to-market and increase return on investment.

Equipped with multiple working modes, AutoScan-K 3D system can adapt to the measurement in various industrial scenarios. Meanwhile, based on cutting-edge machine vision algorithms, it can precisely control the movements of the robot, thus realizing efficient and automatic batch inspection.

Automatic Whole-process Inspection

Without human involvement, AutoScan-K can automatically conduct batch 3D scanning and inspection for data comparison, and generate inspection reports, after scanning routes and measurement process are set for different products.


Safe and Reliable NDT

Based on automated optical measurement technology, AutoScan-K truly achieves non-contact and non-destructive intelligent testing, which is safe, reliable, and applicable in different workshop environment. Its industrial intelligent rotary tables make efficient and blind-angle-free inspection possible.



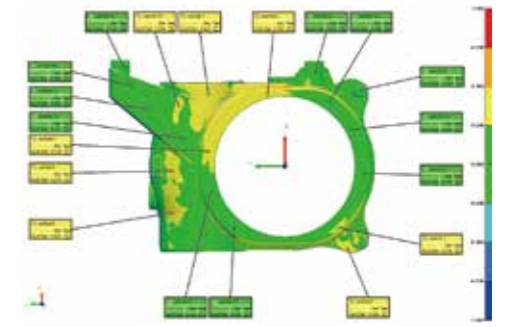
Precise and Effective Measurement

AutoScan-K can inspect workpieces with different sizes, weights and pieces made from different materials. It can generate as much as 45 laser lines for high density data scanning, with the speed of up to 1,650,000 per second. It enables precise 3D inspection in harsh industrial environment with resolution up to 0.010 mm and volume accuracy up to 0.030 mm/m.



Secondary Development

The secondary development allows operators to control the system by calling the SDK interface.




Personalized Operation

Multiple measurement modes are offered depending on the characteristics of different workpieces. To meet different inspection requirements, the workpieces can be clamped from multiple angles to set inspection routes.

Intelligent Rotary Table

The industrial intelligent and automatic rotary tables adapt to various fixtures and clamps. Without the need to attach markers on the object, quick and reliable clamping can be achieved to greatly simplify the preparation workflows before 3D scanning.



Integrated Design

The entire automatic 3D inspection system adopts integrated design, hence it enables high-accuracy batch inspection in workshops.

