

SCANTECH (HANGZHOU) CO., LTD. (HQ.)

Building 12, No.998, West Wenyi Road, Yuhang District, Hangzhou, Zhejiang Province, China

Tel : 0086-571-85852597 Fax : 0086-571-85370381

E-mail : info@3d-scantech.com

Website : www.3d-scantech.com

SCANTECH DIGITAL GmbH.

Dieselstrasse 18, 70771 Leinfelden-Echterdingen, Echterdingen industrial park

Tel : +49 (0) 711 3101390

E-mail : info@3d-scantech.com

SCANTECH DIGITAL Inc.

15375 Barranca Parkway, Suite B-103, Irvine, CA 92618

E-mail : info@3d-scantech.com

KOREAN OFFICE

Seoul, Republic of Korea

E-mail : info@3d-scantech.com

INDIAN OFFICE

New Delhi, India

E-mail : info@3d-scantech.com

R-3.6.2
All rights to make changes in technology development are reserved by SCANTECH.



Copyright ©

Innovation Meets Digitization

Company Introduction

SCANTECH (HANGZHOU) CO., LTD. is a global provider of comprehensive 3D solutions. We specialize in R&D, production, and sales of 3D scanners and 3D systems and boast a long history of developing hardware and software. We offer two main product categories: industrial high-precision 3D scanners and professional cost-effective 3D scanners, including portable 3D scanners, tracking 3D scanners, industrial automated 3D systems, and professional color 3D scanners.

Our products are widely used in industrial sectors such as aerospace, automotive, engineering machinery, transportation, 3C electronics, and green energy, as well as in digital application industries including education and research, 3D printing, art and museum, medical and health, public security and justice, virtual world, etc. We are dedicated to providing high-precision, portable, and intelligent 3D scanners to customers and striving to become a globally leading brand of 3D visual measurement.

Composite 3D Scanner



KSCAN
Experience Diverse Ultimate
from Metrology Measurement

03

Smart 3D Scanner



SIMSCAN-S
Precision in Your Palm

05

Smart 3D Scanner



SIMSCAN
Small Is the Brand-New Big

07

Global 3D Scanner



AXE
Measuring An Ultra-wide
3D world

09

3D Probing System



TRACKPROBE
Wide-area Measurement
for Versatile Uses

11

Wireless 3D Scanning System



NIMBLETRACK
Nimble and Wireless, Easier Than Ever

13

Optical 3D Measurement System



TRACKSCAN SHARP
Large-volume and Precise
Measurement Beyond Limits


15



TRACKSCAN-P
Intelligent Tracking without Targets

19

Optical Automated 3D Measurement System



AM-DESK
Automated 3D Measurement
Station

21



AM-CELL C Series
Simple but Versatile

23

Photogrammetry System



MSCAN-L15
Accuracy Trigger at
Large-scale Metrology

25

3D Software



DefinSight *NEW*
Ultimate 3D Scanning and
Inspection in Every Aspect

27

3D Scanning Application

SCANTECH provides full high accuracy 3D measuring solutions according to the specific requirements of different industries. Our solutions are adapted to all kinds of areas such as aerospace, auto, transport, 3D printing, 3D visualization, home decoration, etc.



Aerospace




Automotive



Manufacturing



Mold



Health Care



Energy



Rail Transport



Antique & Sculpture



Education & Research

Comprehensive 3D Digitalization Expert

Providing customized advanced 3D digitalization solutions based on different measuring requirements from different industries.

Quality Control

Identify the deviation from CAD data quickly.

Reverse Engineering

Create full concept CAD models or substitute part.

Finite Element Analysis

Provide reliable 3D data to FEA and CFD, solving complex manufacturing problem.

3D Visualization

Finish 3D modeling in a short time for the VR/AR showcase online.

Product Development


Offer precise 3D data to improve the efficiency of designing, assembling, manufacturing as well as quality control.

3D Printing

Simplify the 3D rebuilding process for 3D printing.

Automated 3D Inspection

Automated real-time inspection, real-time feedback for intelligent, efficient production.



KSCAN - MAGIC

KSCAN-Magic Upgrade Series, the cutting-edging composite 3D scanner that integrates infrared and blue lasers in one versatile instrument, boasting five operating modes. This innovative 3D scanner series incorporates a multi-spectrum 3D scanning and calibration technique, combining exceptional efficiency and uncompromising accuracy. It features fast scanning speed, high accuracy, great detail capturing, large scanning area, and extended depth-of-field that greatly optimize the 3D measurement workflows and accelerate the product time-to-market.

Five Modes at Your Fingertips

Large-area Scanning

KSCAN-Magic innovatively adopts large-area scanning powered by 11 infrared parallel laser lines. Its ultimate scanning area reaches 1440 mm × 860 mm, achieving wide-range measurement with ease.

Ultra-fast Scanning

It can 3D scan with 17 blue laser crosses and capture up to 4,150,000 measurements per second, greatly improving work efficiency.

Hyperfine Scanning

With 7 parallel blue laser lines, KSCAN-Magic Upgrade Series 3D scanner can accurately obtain complete data of complex objects, easily capturing every detail with a maximum resolution of 0.010 mm.

Deep Hole Scanning

This mode can accurately capture 3D data of deep holes and hard-to-reach areas.

Built-in Large-area Photogrammetry

The built-in infrared photogrammetry system, with a shooting area of 3760 mm * 3150 mm, can efficiently reduce the accumulated errors caused by large-sized measurements, ensuring volumetric accuracy.

Metrology-grade NDT Measuring

Its scanning accuracy is of up to 0.020 mm, and its volumetric accuracy is 0.015 mm + 0.012 mm/m when paired with MSCAN-L15 photogrammetry system, which delivers ultra-high precision NDT for various industries.

Flexible Uses

KSCAN-Magic is lightweight and portable and can conduct 3D measurements anywhere and anytime regardless of vibrations, temperature, and humidity. Moreover, KSCAN-Magic is capable of 3D scanning various surfaces, including reflective and black surface, to capture precise 3D data.

Massive Functions

Intelligent edge inspection: It boasts an optional module for intelligent edge inspection. Users can inspect closed features precisely and obtain repeatable results.

Contact probing: It can be paired with a portable CMM K-Probe to probe inaccessible areas and complex parts.

Pipe measurement: It is capable of 3D scanning pipes of different sizes and materials for reverse engineering and inspection.

Automated 3D system: It can be paired with Scantech's automated 3D inspection system to conduct automated batch inspections.

Technical Specifications

Type		KSCAN-Magic	KSCAN-Magic II
Scan mode	Ultra-fast scanning	11 blue laser crosses	17 blue laser crosses
	Hyperfine scanning	7 blue parallel laser lines	
	Large area scanning	11 parallel infrared laser lines	
	Deep hole scanning	1 extra blue laser line	
Accuracy ⁽¹⁾		up to 0.020 mm (0.0008 in)	
Scanning rate up to		2,700,000 measurements/s	4,150,000 measurements/s
Scanning area up to		1440 mm × 860 mm (57.0 in × 33.9 in)	
Laser class		CLASS II (eye-safe)	
Resolution up to		0.010 mm (0.0004 in)	
Photogrammetry system	Scanning area	3760 mm × 3150 mm (148.0 in × 124.0 in)	
	Depth of field	2500 mm (98.4 in)	
Volume ⁽²⁾ accuracy	Work alone	0.015 mm + 0.030 mm/m (0.0006 in + 0.00036 in/ft)	
	Work with 1m reference bar	0.015 mm + 0.020 mm/m (0.0006 in + 0.00024 in/ft)	
	Work with MSCAN-L15	0.015 mm + 0.012 mm/m (0.0006 in + 0.00014 in/ft)	
Stand-off distance		300 mm (11.8 in)	
Depth of field		925 mm (36.4 in)	
Output formats		.stl, .obj, .ply, .asc, .igs, .txt, .mk2, .umk and etc.	
Operating temperature range		-10°C - 40°C (14°F-104°F)	
Interface mode		USB 3.0	
Patents		CN204329903U, CN104501740B, CN104165600B, CN204988183U, CN204854633U, CN204944431U, CN204902788U, CN105068384B, CN105049664B, CN204902784U, CN204963812U, CN204902785U, CN204902790U, CN106403845B, CN209197685U, CN209263911U, CN106500627B, CN106500628B, CN206132003U, CN206905709U, CN107202554B, CN209310754U, CN209485295U, CN209485271U, CN305446920S, CN209991946U, US10309770B2, KR102096806B1, KR102209255B1, US10914576B2	

(1) ISO 17025 accredited: Based on VDI/VDE 2634 Part 3 standard and JJF 1951 specification, probing error (size) (PS) performance is evaluated.
 (2) ISO 17025 accredited: Based on VDI/VDE 2634 Part3 standard and JJF 1951 specification, sphere spacing error (SD) performance is evaluated.



SIMSCAN - E

The SIMSCAN-E is an intelligent, wireless, and palm-sized 3D scanner that combines a lightweight design with exceptional performance. Featuring advanced edge computing and wireless data transfer, it sets a new standard for flexible, wireless and free 3D scanning.

With robust algorithm and high-definition industrial cameras, SIMSCAN-E can capture 3D data with remarkable precision and efficiency, measuring up to 6.3 million measurements/s. It boasts three scanning modes, ultra-fast, hyperfine, and deep hole. This versatility allows it to handle a wide range of tasks effortlessly, from scanning in tight spaces to measuring complex structures.

Compact and Wireless

- Weighted only 600 g and sized 203 × 80 × 44 mm.
- Wireless 3D scanning.
- Sophisticated edge computing and wireless data transfer.
- Detachable charging base.

Exceptional Detail Capture

- Image enhancement and sub-pixel feature extraction algorithms.
- Measurement accuracy up to 0.020 mm.
- For industrial-grade high-precision 3D scanning and measurement.

Diverse Operating Modes

- **Ultra-fast scanning:** 63 blue laser lines for efficient scanning.
- **Hyperfine scanning:** 17 parallel blue laser lines for swift detail capturing.
- **Deep hole scanning:** 1 blue laser line for measuring deep holes.

Fast, Smooth, and Efficient

- Measurement rate of 6.3 million measurements/s.
- 81 blue laser lines.
- 180-FPS frame rate.
- Ensures efficient and smooth scanning experiences.

Excellent for Narrow Spaces

- Short-distance camera design, with a steep view angle.
- For hidden areas such as gaps, slots, deep holes, and channels.
- Improves data integrity.

Driven by Powerful and Efficient Software

- SIMSCAN-E operates with brand-new software platform DefinSight, equipped with cutting-edge algorithms and innovative layout, to simplify and speed up 3D scanning.

Technical Specifications

Type		SIMSCAN-E
Scan mode	Ultra-fast scanning	63 blue laser lines (Triple Cross Technology)
	Hyperfine scanning	17 blue parallel laser lines
	Deep hole scanning	1 extra blue laser line
Accuracy ⁽¹⁾		0.020 mm
Scanning rate up to		6,300,000 measurements/s
Scanning area up to		700 mm × 600 mm
Laser class		Class II (eye-safe)
Resolution up to		0.020 mm
Volume accuracy ⁽²⁾	Standard	0.015 mm + 0.035 mm/m
	Paired with MSCAN-L15	0.015 mm + 0.012 mm/m
Stand-off distance		300 mm
Depth of field		550 mm
Output formats		.stl, .obj, .ply, .asc, .igs, .txt, .mk2, .umk and etc.
Dimensions		203 mm × 80 mm × 44 mm
Weight		600 g
Operating temperature range		-10°C–40°C
Operating humidity range (non-condensing)		10-90% RH
Interface mode		USB3-B
Patents		CN204329903U, CN104501740B, CN204854633U, CN204944431U, CN204902788U, CN105068384B, CN105049664B, CN204902784U, CN204902785U, CN106403845B, CN110030946B, CN212300269U, CN211904059U, CN211696268U, CN306053019S, CN212606697U, CN306321502S

(1) ISO 17025 accredited: Based on VDI/VDE 2634 Part 3 standard and JJF 1951 specification, probing error (size) (PS) performance is evaluated.

(2) ISO 17025 accredited: Based on VDI/VDE 2634 Part 3 standard and JJF 1951 specification, sphere spacing error (SD) performance is evaluated.



SIMSCAN

SIMSCAN, the only palm-sized Smart 3D scanner in the market so far, is specially designed for 3D scanning narrow and hard-to-reach areas. Featuring a full-metal housing, it is incredibly sturdy and reliable. SIMSCAN has become a disruptive innovation among professional 3D scanners due to its compact size, simplicity, and robust performance.

SIMSCAN performs high-quality 3D scanning regardless of any restrictions from the working environment. It is ideal for 3D scanning both narrow spaces and large-scale parts. Users can accurately capture every detail of objects and construct 3D models in a very short amount of time with the help of this metrology-grade 3D measurement instrument.

Single-handed Control

- Full-metal housing.
- A weight of only 570 g and a size of 203 × 80 × 44 mm.
- Brings unparalleled simpleness for scanning anything with one hand.

Narrow-space Measuring Booster

- A short camera distance around 130 mm.
- Capable of capturing accurate data in hard-to-reach areas.

Smooth 3D Experience

- Scanning rate up to 2.8 million measurement/s.
- Designed to offer users a smooth and efficient 3D digitizing experience



Reddot award 2021 winner

Remarkable Portability

- Compact size and excellent portability.
- Conduct 3D measurements anywhere and anytime.

Detail, Everywhere

- Built-in HD cameras and three scanning modes.
- High-precision scanning with an accuracy up to 0.020 mm.

Automated 3D Measurement

- Paired with Scantech's automated 3D measurement system.
- Automated high-batch measurements supported.
- Improves efficiency for all stages of manufacturing.

Technical Specifications

Type		SIMSCAN42	SIMSCAN30	SIMSCAN22
Scan mode	Ultra-fast scanning	17 blue laser crosses	11 blue laser crosses	7 blue laser crosses
	Hyperfine scanning	7 blue parallel laser lines		
	Deep hole scanning	1 extra blue laser line		
Accuracy ⁽¹⁾		Up to 0.020 mm (0.0008 in)		
Scanning rate up to		2,800,000 measurements/s	2,020,000 measurements/s	1,250,000 measurements/s
Scanning area up to		700 mm × 600 mm (27.6 in × 23.6 in)	650 mm × 550 mm (25.6 in × 21.7 in)	
Laser class		Class II (eye-safe)		
Resolution up to		0.020 mm (0.0008 in)		
Volume accuracy ⁽²⁾	Work alone	0.015 mm + 0.035 mm/m (0.0006 in + 0.0004 in/ft)		
	Work with MSCAN-L15	0.015 mm + 0.012 mm/m (0.0006 in + 0.00014 in/ft)		
Stand-off distance		300 mm (11.8 in)		
Depth of field		550 mm (21.7 in)		
Output formats		stl, .obj, .ply, .asc, .igs, .txt, .mk2, .umk and etc.		
Operating temperature range		-10°C - 40°C (14°F-104°F)		
Interface mode		USB 3.0		
Dimensions		203 mm × 80 mm × 44 mm		
Weight		570 g		
Patents		CN204329903U, CN104501740B, CN204854633U, CN204944431U, CN204902788U, CN105068384B, CN105049664B, CN204902784U, CN204902785U, CN106403845B, CN110030946B, CN212300269U, CN211904059U, CN211696268U, CN306053019S, CN212606697U, CN306321502S		

(1) ISO 17025 accredited: Based on VDI/VDE 2634 Part 3 standard and JJF 1951 specification, probing error (size) (PS) performance is evaluated.
 (2) ISO 17025 accredited: Based on VDI/VDE 2634 Part3 standard and JJF 1951 specification, sphere spacing error (SD) performance is evaluated.



The AXE-B17 3D scanner utilizes optical measurement technology with a scanning speed of 2,000,000 measurements/s, quickly capturing the 3D data of an object to obtain precise deviations information off the geometry of a surface.

With built-in photogrammetry, the AXE-B17 outputs data from a ultra-large scanning area with metrology-grade measurement accuracy. Regardless of limitations in size, shape, material and complexity of the object, the AXE-B17 can flexibly choose working modes with efficient, unrivaled-speed scanning and accurate deep hole scanning. It generates high precision 3D inspection of medium to large-sized projects without the aid of extra devices.

Extremely fast Response

- With its 17 cross-blue laser lines, the AXE-B17 enables extremely fast and precise response with 2,000,000 measurements/s, offering an extraordinary work efficiency.

Unprecedented Patent

- Our global initiative, built-in photogrammetry system is tailored for measuring medium to large-sized objects, with 0.030 mm/m of volumetric accuracy.

Flexible Switching between Scanning Modes

- Offers flexibility of switching between scanning modes adjusted to your scanning needs: Efficient and unrivaled scanning speed, Accurate scanning in deep holes, suitable to work on intricate positions, such as deep holes and dead

Ultra-wide Vision

- Ultra-wide scanning area of 860 mm × 600 mm which allows an optimal and smoother 3D scanning experience.

Technical Specifications

Type		AXE-B17	AXE-B11
Scan mode	Ultra-fast scanning	17 blue laser crosses	11 blue laser crosses
	Deep hole scanning	1 extra blue laser line	
Accuracy ⁽¹⁾		Up to 0.020 mm (0.0008 in)	
Measurement rate up to		2,000,000 measurements/s	1,300,000 measurements/s
Scanning area up to		860 mm × 600 mm (33.9 in × 23.6 in)	550 mm × 600 mm (21.7 in × 23.6 in)
Scanning area (photogrammetry)	Scanning area	3760 mm x 3150 mm (148.0 in × 124.0 in)	2500 mm x 3000 mm (98.4 in × 118.1 in)
	Depth of field	2500 mm (98.4 in)	
Laser class		CLASS II (eye-safe)	
Resolution up to		0.025 mm (0.0009 in)	
Volume accuracy ⁽²⁾	Work alone	0.020 mm + 0.030 mm/m (0.0008 in + 0.00036 in/ft)	0.020 mm + 0.035 mm/m (0.0008 in + 0.0004 in/ft)
	Work with 1m reference bar	0.020 mm + 0.020 mm/m (0.0008 in + 0.00024 in/ft)	
	Work with MSCAN-L15	0.020 mm + 0.012 mm/m (0.0008 in + 0.00014 in/ft)	
Stand-off distance		300mm (11.8 in)	
Depth of field		500mm (19.7 in)	
Output formats		.stl, .obj, .ply, .asc, .igs, .txt, .mk2, .umk and etc.	
Operating temperature range		-10°C - 40°C (14°F-104°F)	
Interface mode		USB 3.0	
Patents		CN204329903U, CN104501740B, CN104165600B, CN204988183U, CN204854633U, CN204944431U, CN204902788U, CN105068384B, CN105049664B, CN204902784U, CN204963812U, CN204902785U, CN204902790U, CN106403845B, CN209197685U, CN209263911U, CN206905709U, CN107202554B, US10309770B2, KR102096806B1, KR102209255B1, US10914576B2, CN204329903U, CN104501740B, CN104165600B, CN204988183U, CN204854633U, CN204944431U, CN204902788U, CN105068384B, CN105049664B, CN204902784U, CN204963812U, CN204902785U, CN204902790U, CN106403845B, CN209197685U, CN209263911U, CN206905709U, CN107202554B, US10309770B2, KR102096806B1, KR102209255B1, US10914576B2	

(1) ISO 17025 accredited: Based on VDI/VDE 2634 Part 3 standard and JJF 1951 specification, probing error (size) (PS) performance is evaluated.
 (2) ISO 17025 accredited: Based on VDI/VDE 2634 Part3 standard and JJF 1951 specification, sphere spacing error (SD) performance is evaluated.



TRACKPROBE

The TrackProbe 3D probing system, consisting of tracking i-Probe and the latest optical tracker i-Tracker, is designed for metrology-level measurements. It is highly precise, portable, and easy-to-use, which ensures high-quality measurements for parts in large measurement volumes, at long distances, and in harsh conditions.

You can use it for various tasks on the shop floor, such as fixture adjustment, benchmark marking, and geometric and dimensional inspection of engineering machinery. TrackProbe can handle both small and large parts, and has no constraints on the measurement situation.

Extensive Measurement

- Measure parts in a distance of up to 6 meters.
- The tracking distance can be extended and reach 10 meters.
- Measure large-sized parts with high accuracy and excellent performance.

Excellent for Deep Hidden Points

- Measure hidden points or hard-to-reach areas with high accuracy.
- Especially suitable for measuring automotive parts, aviation components, pipelines, holes, and irregular parts.

Flexible and Portable for Free Measurement

- TrackProbe is a handheld probing system.
- Provide both wired and wireless data transfer.
- Automatically unify the coordinate systems of scan data and probing data with 3D software TViewer.

Precise Metrology-grade Results

- Measure the shapes and GD&T of different parts with high accuracy.
- The volume accuracy is 0.089 mm for 49.0 m³, 0.067 mm for 28.6 m³, and 0.049 mm for 10.4m³

Non-stop Measurement and Easy Movement

- i-Probe can measure continuously without the need for i-Tracker to reposition it.
- Only a few markers are needed for i-Tracker to move and continue tracking the i-Probe.


Diverse Uses

- Can be operated in various settings regardless of vibrations, temperature changes, humidity, and lighting.
- Calculate and correct position deviations to achieve high-precision measurements on shop floors or outdoors.
- Deal with complex surfaces, high-precision parts, or large-scale parts without any problem.

Technical Specification

Type		TrackProbe
Volumetric accuracy ⁽¹⁾	10.4 m ³ (Tracking distance 3.5 m)	0.049 mm (0.0019 in)
	28.6 m ³ (Tracking distance 5.0 m)	0.067 mm (0.0026 in)
	49.0 m ³ (Tracking distance 6.0 m)	0.089 mm (0.0035 in)
Measurement distance (per tracker)		Max 10 m (393.7 in)
Part size range (recommended)		0.1 m - 12 m (3.9 in - 472.4 in)
Camera pixel of i-Tracker		25 MP
Dimensions of i-Probe 500		510 × 145 × 89 mm (20.1 × 5.7 × 3.5 in)
Weight of i-Probe 500		700 g (1.54 lb)
Operating temperature range		0-45°C (32°F-113°F)
Operating humidity range (non-condensing)		10 ~ 90% RH
Connection		Wired and wireless
Number of targets		16
Patents		ZL201520680513.1, ZL202210065778.5, ZL202221475584.4, ZL202221766958.8, ZL202320545878.8

(1) Comply with ISO 10360-2 standard.



NIMBLETRACK

The NimbleTrack wireless 3D scanning system is highly compact and agile, which is designed to redefine the precise and dynamic measurements of small-to-medium-sized parts.

NimbleTrack ushers in the third generation of Scantech's 3D scanning technology featured by intelligent and wireless 3D scanning. With its wireless, target-free, precise 3D scanning and portability, NimbleTrack revolutionizes the 3D scanning.

Wireless Freedom

- The 3D scanner has a built-in powerful battery.
- The tracker comes with standard plug-in batteries
- Wireless data transfer and no-cable power supply.
- For measurements without access to electricity.

Incredible Compact & Plug-and-Play

- 57-cm and 2.2-kg i-Tracker.
- The 3D scanner weighing only 1.3 kg.
- A small standard protection case to accommodate all.

Unleash Precision, Unleash Excellence

- The system achieves an accuracy of up to 0.025 mm.
- Maximum volumetric accuracy of 0.064 mm.
- NimbleTrack enables users to capture 3D data with meticulous details and industrial-grade precision.

Dual Edge Computing and Robust Performance

- Both NimbleTrack's 3D scanner and tracker have powerful edge computing modules.
- Enables fast scanning at a high frame rate of 120 FPS.
- Saves the need for a power supply and targets sticking.

Stable Structure With CFFIM Technology

- Ensure lightweight design and high strength.
- More stable than traditionally assembled structures.
- Highly stable and unaffected by thermal fluctuations.
- Ensure precise and reliable measurement result.

Next Level 3D Scanning

- 3D scanner used independently for scanning narrow areas.
- Allowing for instant scanning and one-handed control.
- High-precision scanning of up to 0.020 mm.

Get the Most From Your NimbleTrack

Intelligent Edge Detection

- Precise edge detection to inspect closed features.

i-Probe500

- Paired with a tracking i-Probe to probe inaccessible areas.

Multi-tracker Measurement

- Measurement range can be extended by adding more i-Trackers.

Automated Measurement

- Customized for automated measurement.

Technical Specifications

Type		NimbleTrack-C
Scan mode	Ultra-fast scanning	17 blue laser crosses
	Hyperfine scanning	7 blue parallel laser lines
	Deep hole scanning	1 blue laser line
Accuracy for scanner-only mode ⁽¹⁾		Up to 0.020 mm (0.0008 in)
Accuracy for system ⁽¹⁾		Up to 0.025 mm (0.0009 in)
Tracking distance per i-Tracker		3200 mm (126.0 in)
Volumetric accuracy ⁽²⁾ (Tracking distance 3.2 m)		0.064 mm (0.0025 in)
Volumetric accuracy (With MSCAN photogrammetry system)		0.044 mm + 0.012 mm/m (0.0017 in + 0.00014 in/ft)
Hole position accuracy		0.050 mm (0.0020 in)
Laser class		Class II (eye-safe)
Resolution up to		0.020 mm (0.0008 in)
Stand-off distance		300 mm (11.8 in)
Depth of field		400 mm (15.7 in)
Scanning area up to		500 mm × 600 mm (19.7 in × 23.6 in)
Scanning frame rate		120 fps
Measurement rate up to		4,900,000 measurements/s
Dimension of i-Scanner		238 mm × 203 mm × 230 mm (9.4 in × 8.0 in × 9.1 in)
Weight of i-Scanner		1.3 kg (Net weight) (2.87 lb), 1.4 kg (Battery and wireless module included) (3.09 lb)
Dimension of i-Tracker		570 mm × 87 mm × 94 mm (22.4 in x 3.4 in x 3.7 in)
Weight of i-Tracker		2.2 kg (Net weight) (4.85 lb), 2.6 kg (Battery and wireless module included) (5.73 lb)
Size of protection case		1000 mm × 425 mm × 280 mm (39.4 in × 16.7 in × 11.0 in)
Output format		.stl, .obj, .ply, .asc, .igs, .txt, .mk2, .umk and etc.
Operating temperature range		-10°C – 40°C (14 °F - 104°F)
Operating humidity (Non-condensation)		10-90% RH
Wireless operating mode		i-Scanner, i-Tracker, i-Scanner + i-Tracker, i-Tracker + i-Probe, Wireless multi-tracker tacking, Edge Inspection
Wireless standard		802.11a/n/ac
Interface mode		USB 3.0, Network Interface
Patents		CN211121096U, CN210567185U, CN111678459B, CN114001696B, CN114554025B, CN114205483B, CN113514008B, CN114627249B, CN112867136B, CN218103220U, CN218103238U, CN307756797S, CN113340234B, CN112964196B, CN115289974B, CN113188476B, CN218411072U, CN115325959B, CN218584004U, CN115661369B, CN218734448U, CN115493512B, CN110992393B, CN116136396B, CN113432561B, CN219834226U, CN219829788U, CN116244730B, CN116206069B, US10309770B2, US10309770B2, US11060853B2, KR102096806B1, EP3392831B1, US11493326B2, CN109000582B

(1) ISO 17025 accredited: Based on VDI/VDE 2634 Part 3 standard and JJF 1951 specification, probing error (size) (PS) performance is evaluated.

(2) ISO 17025 accredited: Based on VDI/VDE 2634 Part 3 standard and JJF 1951 specification, sphere spacing error (SD) performance is evaluated.





TRACKSCAN SHARP-S

TrackScan Sharp-S Optical 3D Scanning System, engineered with 25-megapixel industrial cameras and robust onboard processors for edge computing, is specially designed for measuring large-scale parts over a long distance with high speed. It brings optical measurements to new heights by offering a tracking distance of up to 8.5 meters, a high-precision measurement range of 135 m³, enabling powerful measurement experiences.

Long-distance and Large-volume Tracking

- Tracking distance as long as 8.5 meters.
- 135-m³ industrial high-precision measurement range.
- Saves the hassle of moving trackers frequently.
- Measure large components efficiently in just one position.

Excellent and Stable Performance

- A maximum volumetric accuracy of 0.048 mm (10.4 m³).
- Lightweight and stable structure with CFFIM technology.
- Unaffected by thermal variations to ensure high-precision measurements.
- Hand it over and position it freely.

Precise Detail Capture

- 17 parallel laser lines.
- Scan over a large area.
- Provides exceptional detail-capturing efficiency.
- Capture intricate details such as slots and angles with high precision and speed.

Wireless and Easy 3D Scanning

- Powerful onboard processors for edge computing.
- With batteries, and external network cards.
- Measure objects wirelessly.
- Plug-and-play.
- User-friendly operation.

Fast 3D Scanning

- Scans up to an impressive 4.86 million measurements/s.
- 81 blue laser lines.
- Ideal to capture 3D data and identify deviations of parts rapidly.
- Facilitates more efficient and intelligent measurements for manufacturers.

Versatile Compatibility

- Intelligent edge detection.
- i-Probe500.
- Multi-tracker measurement.
- Automated measurement.

Technical Specifications

Type		TrackScan Sharp-S
Scan mode	Ultra-fast scanning	81 blue laser lines (Triple Cross Technology)
	Hyperfine scanning	17 blue parallel laser lines
	Deep-hole scanning	Extra 1 blue laser line
Accuracy ⁽¹⁾		up to 0.025 mm
Measurement rate up to		4,860,000 measurements/s
Scanning area up to		800 mm × 700 mm
Laser class		Class II (eye-safe)
Resolution up to		0.020 mm
Volumetric accuracy ⁽²⁾	10.4 m ³ (3.5 m)	0.048 mm
	35 m ³ (5.2 m)	0.069 mm
	90 m ³ (7.2 m)	0.128 mm
	135 m ³ (8.5 m) ⁽³⁾	0.159 mm
Volumetric accuracy (with MSCAN photogrammetry system)		0.044 mm + 0.012 mm/m
Stand-off distance		300 mm
Depth of field		400 mm, 800 mm (Large depth of field)
Hole position accuracy		0.050 mm
Output format		.stl, .pj3, .igs, .asc and etc., customized
Operating temperature range		-10-40 °C
Operating humidity range (non-condensing)		10-90 % RH
Interface mode		USB 3.0, Network Interface
Certification		CE, Rohs, WEEE, FCC
Patents		CN109000582B, CN110992393B, CN111678459B, CN111694665B, CN112802002B, CN112867136B, CN112964196B, CN113188476B, CN113340234B, CN113432561B, CN113473034B, CN113514008B, CN113766083B, CN114001696B, CN114205483B, CN114554025B, CN114627249B, CN115289974B, CN115325959B, CN115493512B, CN115511688B, CN115661369B, CN115690333B, CN115695763B, CN116136396B, CN116206069B, CN116244730B, CN209263911U, CN210567185U, CN211121096U, CN214149174U, CN218103220U, CN218103238U, CN218411072U, CN218584004U, CN218734448U, CN219829788U, CN219834226U, CN307756797S, EP3392831B1, EP3907702B1, KR102096806B1, US10309770B2, US11060853B2, US11493326B2

(1) ISO 17025 accredited: Based on VDI/VDE 2634 Part 3 standard and JJF 1951 specification, probing error (size) (PS) performance is evaluated.
 (2) ISO 17025 accredited: Based on VDI/VDE 2634 Part 3 standard and JJF 1951 specification, sphere spacing error (SD) performance is evaluated.
 (3) The industrial-grade high-precision measurement range of TrackScan Sharp-S is up to 135 m³, and its scanning range is up to 233 m³.





TRACKSCAN-SHARP

TrackScan-Sharp 49, consisting of a portable 3D scanner i-Scanner and an optical i-Tracker, is an advanced 3D measurement system for measuring large-scale parts. It offers a tracking distance of up to 6 meters, a measurement range of 49 m³, and volumetric accuracy of up to 0.049 mm (10.4 m³).

Engineered with i-Tracker's on-board processor for edge computing, 25-megapixel industrial cameras, and cutting-edge technologies, the TrackScan-Sharp 49 is ideal for measuring large-sized parts or multiple parts at the same time without the hassle of moving trackers frequently.

Ultra-high Pixels for Intricate Details

- Equipped with a brand-new 25-MP industrial camera.
- DLA technology, long-distance depth of field, and strong anti-interference ability.
- Acquire clear images in a range as long as 6 meters.

Edge Computing & Impressive Performance

- i-Tracker's onboard processor for efficient image processing and data computation.
- i-Tracker delivers coordinates in real time to save the computer's computing power.

Fast 3D Scanning

- Measure parts without having to stick reference targets.
- Measure multiple parts at the same time.

Vast Applications

- Shadow-less-light edge detection.
- Obtain the 3D data of objects with different surfaces.

Large-volume Measurement

- Wide measurement volume and robust edge measurement algorithm.
- One-stop scanning of large-scale parts.
- No need of frequent movements of tracker.

New Era of Data Transmission

- Transfer data both with and without wires.
- Wired mode in line with industrial measurement standards.
- Optional and convenient wireless mode supports different applications.

Remarkable Accuracy

- Metrology-level and high-precision measurement.
- Large tracking volume, increased by around 200%.

Diverse Uses

- Paired with a handheld probe i-Probe to measure reference holes, hidden points or hard-to-reach areas with ease and high accuracy.
- Tracker can be used to form M-Track, an intelligent robotic path planning and guiding system.

Technical Specifications

Type		TrackScan-Sharp 49
Scan mode	Ultra-fast scanning	21 blue laser crosses
	Hyperfine scanning	7 blue parallel laser lines
	Deep-hole scanning	1 blue laser line
Accuracy ⁽¹⁾		Up to 0.025 mm (0.0009 in)
Measurement rate up to		2,600,000 measurements/s
Scanning area up to		500 mm × 600 mm (19.7 in × 23.6 in)
Laser class		Class II (eye-safe)
Resolution up to		0.020 mm (0.0008 in)
Volumetric accuracy ⁽²⁾	10.4 m ³ (Tracking distance 3.5 m)	0.049 mm (0.0019 in)
	28.6 m ³ (Tracking distance 5.0 m)	0.067 mm (0.0026 in)
	49.0 m ³ (Tracking distance 6.0 m)	0.089 mm (0.0035 in)
Tracking Distance per i-Tracker		6000 mm (236.2 in)
Volumetric accuracy (with MSCAN photogrammetry system)		0.044 mm + 0.012 mm/m (>6m) (0.0017 in + 0.00014 in/ft)
Hole position accuracy		0.050 mm (0.0020 in)
Camera pixels of i-Tracker		25 MP
Stand-off distance		300 mm (11.8 in)
Depth of field		400 mm (15.7 in)
Part size range (recommended)		0.1 m-12 m (3.9 in-472.4 in)
Operating temperature range		0 °C-45 °C (32°F-113°F)
Operating humidity range (non-condensing)		10-90% RH
Interface mode		USB 3.0, Network Interface
Certification		CE, RoHS, WEEE
Patents		CN106500627B, CN106500628B, CN206132003U, CN204854633U, CN204944431U, CN204902788U, CN204963812U, CN204902785U, CN106403845B, US10309770B2, CN204854633U, CN105068384B, CN105049664B, CN106403845B, CN214375417U, CN214379242U, CN214379241U, CN214149174U, CN109000582B, CN112802002B, CN210567185U, CN211121096U, CN114001671B, CN114001696B, CN114554025B, CN114205483B, US10309770B2, US11060853B2, KR102096806B1, EP3392831B1, CN218411072U, CN115325959B, CN218103238U, CN218103220U, CN114627249B, US11493326B2, CN115695763B, CN307756797S, CN218584004U

(1) ISO 17025 accredited: Based on VDI/VDE 2634 Part 3 standard and JJF 1951 specification, probing error (size) (PS) performance is evaluated.

(2) ISO 17025 accredited: Based on VDI/VDE 2634 Part 3 standard and JJF 1951 specification, sphere spacing error (SD) performance is evaluated.

Type		i-Probe 500
Volumetric accuracy ⁽¹⁾	10.4 m ³ (Tracking distance 3.5 m)	0.049 mm (0.0019 in)
	28.6 m ³ (Tracking distance 5.0 m)	0.067 mm (0.0026 in)
	49.0 m ³ (Tracking distance 6.0 m)	0.089 mm (0.0035 in)
Measurement distance (per tracker)		Max 10 m (393.7 in)
Part size range (recommended)		0.1 m - 12 m (3.9 in × 472.4 in)
Camera pixel of i-Tracker		25 MP
Dimensions of i-Probe 500		510 × 145 × 89 mm (20.1 × 5.7 × 3.5 in)
Weight of i-Probe 500		700 g (1.54 lb)
Operating temperature range		0-45°C (32°F-113°F)
Operating humidity range (non-condensing)		10 ~ 90% RH
Connection		Wired and wireless
Number of targets		16
Patents		ZL201520680513.1, ZL202210065778.5, ZL202221475584.4, ZL202221766958.8, ZL202320545878.8

(1) Comply with ISO 10360-2 standard.



TRACKSCAN-P

Engineered with intelligent optical tracking measurement and high-resolution cameras, TrackScan-P can precisely measure parts without having to stick reference targets.

This optical 3D measurement system, consisting of a portable 3D scanner and an optical tracker E-Track, suits well for 3D scanning large-scale objects. It can be widely applied for quality control, product development, reverse engineering, and more in industries such as aerospace, automotive, rail transport, and mold.

Optical Tracking for Instant 3D Scanning

- TrackScan-P 3D system's optical tracking allows users to start scanning instantly without having to stick targets, significantly improving efficiency and decreasing costs.

Precise Edge Detection

- Users can inspect circles, grooves, and machined holes of stamping parts in various finishes on the site. The efficient edge detection is enabled thanks to its gray value measurement and optional auxiliary light module.

Extendable Applications

- Measurement range can be dynamically extended by adding more E-Tracks.
- Paired with a portable CMM T-Probe to probe inaccessible areas with high single-point repeatability of 0.030 mm.
- Integrated with Scantech's wireless communication link AirGo Pro to enable free and mobile 3D scanning.

Unrivaled-fast & Detail-maker

- TrackScan fits different scanning situations with an accuracy of up to 0.025 mm and an ultra-fast measurement rate of up to 2,600,000 measurements/s.

Strong Adaptability

- Made from aerospace-grade materials, it is sturdy and reliable. It also boasts a strong anti-interference capability to operate smoothly. Due to its advanced algorithm, TrackScan is robust in capturing 3D data of reflective and dark surfaces.

Extendable Applications

- Be mounted on a robotic arm to form an automated 3D measurement system AutoScan-T
- Combined with path planning software for intelligent robotic path planning and guiding.

Technical Specifications

Type		TrackScan-P550	TrackScan-P542
Scan mode	Ultra-fast scanning	21 blue laser crosses	17 blue laser crosses
	Hyperfine mode B	7 blue parallel laser lines	
	Deep hole scanning	1 extra blue laser line	
Accuracy ⁽¹⁾		Up to 0.025 mm (0.0009 in)	
Measurement rate up to		2,600,000 measurements/s	2,200,000 measurements/s
Scanning area up to		500 mm × 600 mm (19.7 in × 23.6 in)	
Laser class		Class II (eye-safe)	
Resolution up to		0.020 mm (0.0008 in)	
Volumetric ⁽²⁾ accuracy	10.4 m ³	0.060 mm (0.0024 in)	
	18.0 m ³	0.075 mm (0.0030 in)	
Volumetric accuracy (With MSCAN photogrammetry system)		0.044 mm + 0.012 mm/m (0.0017 in + 0.00014 in/ft)	
Single-point repeatability of portable CMM T-Probe		0.030 mm (0.0012 in)	
Hole position accuracy		0.050 mm (0.0020 in)	
Object Size (Recommend)		100 - 8000 mm (3.9 in - 315.0 in)	
Stand-off distance		300 mm (11.8 in)	
Depth of field		400 mm (15.7 in)	
Output formats		.stl, .obj, .ply, .asc, .igs, .txt, .mk2, .umk and etc.	
Operating temperature range		-10°C - 40°C (14°F-104°F)	
Operating humidity (Non-condensation)		10%-90% RH	
Interface mode		USB 3.0	
Certification		CE, UL	
Patents		CN106500627, CN106500628, CN206132003U, CN204854633U, CN204944431U, CN204902788U, CN204963812U, CN204902785U, CN106403845, US10309770B2, CN204854633U, CN105068384B, CN105049664B, CN106403845B, CN111694665A, CN214375417U, CN214379242U, CN214379241U, CN109000582B, CN112802002B, CN210567185U, CN211121096U, CN214149174U, CN114001671B, CN114001696B, CN114554025B, CN114205483B, CN113514008A, US10309770B2, US11060853B2, KR102096806B1, EP3392831B1	

(1) ISO 17025 accredited: Based on VDI/VDE 2634 Part 3 standard and JJF 1951 specification, probing error (size) (PS) performance is evaluated.
 (2) ISO 17025 accredited: Based on VDI/VDE 2634 Part3 standard and JJF 1951 specification, sphere spacing error (SD) performance is evaluated.





AM-DESK

AM-DESK is an automated 3D measurement station consisting of an intelligent control system, multiple servo-mechanisms, a safety system, a motion control system, measurement and analysis software, and SPC batch analysis software. Thanks to its compact size and easy installation, the station can cater to different needs with great flexibility.

AM-DESK can be paired with different collaborative robots and Scantech's entire fleet of 3D scanners to measure small-sized parts automatically. It suits well for on-site inspections on shop floors, in labs, and under harsh conditions to ensure continuous 3D measurement with high precision.

Robust Performance

- Trusted 3D measurement station for various tasks whether in lab or on the shop floor. -Enables fast and automated inspections for parts ranging from casting parts, plastic parts to stamping parts within 100 kilograms.
- Generate inspection reports automatically by comparing actual 3D coordinates and CAD data.

Safety Guard

- CE marked, meeting EU's safety, health, and environmental requirements.
- Highly safe methods, including serial arrangement for emergency stop, a buzzer to indicate potential dangers, and controllable force distance with servo-mechanisms. -Supports 10-grade collision detection and sensor safety detection.

Easy Programming & Automated Calibration

- One-button start to conduct complex measurement tasks via pre-programmed measuring paths.
- Engineers and operators with different levels of expertise and programming skills can operate it with ease.
- fully and automatically calibrate* its sensor when environmental conditions changes.

* AM-DESK Lite does not support fully automated calibration

Quick Installation & High Flexibility

- Weighs 75 kg with a footprint of 1 square meter.
- Installed within 5 minutes with 110-220 V mains electricity.
- Work in unison with plug-and-play positioners to expand the workspace*.
- Work with different cobots and Scantech's entire fleet of 3D scanners.

* AM-DESK Lite does not support the connection to multiple positioners.

Technical Specifications

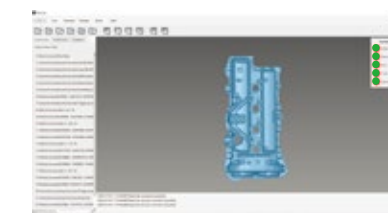
Type	AM-DESK 60120	AM-DESK Lite
Dimension	1200*600*177 mm (47.2 × 23.6 × 7.0 in)	1200*600*180 mm (47.2 × 23.6 × 7.1 in)
Weight	75 KG (165.3 lb)	70 KG (154.3 lb)
Turntable Payload	≤ 125 KG (275.6 lb)	≤ 75 KG (165.3 lb)
Max Rotational Speed of Turntable	50°/S	40°/S
Communication Interface	TCP/IP	TCP/IP
Robot Supported	UR5, AUBO i5, JAKA ZU5, Han's E05-L, ELITE CS66/EC66/EA66, EFORT ECR5, FAIR FR5	
Power Supply	110V-220 V/50-60 Hz	220 VAC/50-60 Hz
Peak Power	900 W	700 W

3D Software - FlexScan

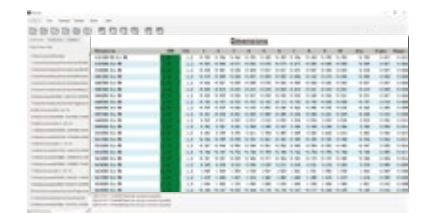
FlexScan is an in-house developed software of Scantech designed for automated 3D measurement. It can support the functioning of robots such as KUKA, ABB, AUBO, FANUC, YASKAWA, and more.



Product and Solution Management



Data Capturing and Pre-processing



Data Optimization and Output

AM-CELL C Series NEW

The AM-CELL C series optical automated 3D measurement system is developed for efficient and automated inspection of medium-to-large-sized parts such as stamping, injection-molded, machined sheet metal, and cast parts. Designed with innovative modular units, it enables various layouts, flexible deployment, and multiple-positioner operations.

Modular Unit Design, Inspection at Fingertips

- Been designed with an innovative modular unit concept.
- Features flexible layouts to meet different needs.
- Can be assembled and tested easily within 2 days.
- It supports manual robot teaching for quick path planning.

Flexible Deployment for High Throughputs

- Different solutions with multiple positioners designed for various measurement requirements.
- Achieves efficient measurement with zero downtime.

Safe and Stable

- Equipped with advanced servo-mechanisms with precise force feedback to ensure safe operation.
- Opts for various protective measures such as safety fences, safety light curtains, and safety door locks.

Metrology-grade 3D Measurement

- Ultra-high measurement rate of up to 2,600,000 MPS.
- Metrology-grade accuracy of 0.025 mm.
- Enables automatic edge inspections to obtain accurate 3D data of closed features such as holes, slots, and rectangles.

Diverse Choices

- Compatible with different Long-reach cobots.
- Work with turntables of various dimensions and payloads ranging from 200 to 1000KG.

Automated Software DefiniSight-AM

- In-house developed automated measurement software.
- Boasts advanced data capturing and highly intelligent robot control.
- Enables direct connection with a robot and reduces the skill level needed for robot operation.
- Supports both engineer mode and operator mode.

Vast Applications Deliver New Experiences


Shop Floor: Allows for on-site measurement on the shop floor.

CMM Room: Safely and steadily run without special safety requirements.

Educational Settings: Teachers and even students without much expertise can learn how to operate the measurement system safely in a short timeframe.

Technical Specifications

Type	AM-CELL C13X	AM-CELL C15X	AM-CELL C18X	
Space Size	4 m × 3 m	4.5 m × 4 m	5 m × 4 m	
Robot Type	Cobot, reaching 1300 mm	Cobot, reaching 1500 mm	Cobot, reaching 1800 mm	
3D Scanner Supported	Full series of Scantech's Optical 3D Measurement System			
Communication Protocol	TCP/IP, USB 3.0, OPCUA			
Expanded Communication	Socket			
Safety Mode	Active Emergency Stop + Safety with Force Feedback			
Input Voltage	AC~220 V/50-60 Hz			
Equipment Power	1.5 KW	2.2 KW	3 KW	
Turntable Type	TT200	TT500	TT800	TT1000
Payload	200 KG	500 KG	800 KG	1000 KG
Maximum Object Size	D≤Ø1200 mm, H≤1000 mm	D≤Ø1500 mm, H≤1200 mm	D≤Ø1800 mm, H≤1500 mm	D≤Ø2200 mm, H≤1800 mm
Turntable Power	0.75 KW	1 KW	1.5 KW	2 KW
Motor Type	Absolute Servo Motor			





Technical Specifications

Type	MSCAN-L15	
Volumetric accuracy	0.012 mm/m (0.00014 in/ft)	
Volumetric accuracy (work with 3D scanners)	KSCAN	0.015 mm + 0.012 mm/m (0.0006 in + 0.00014 in/ft)
	SIMSCAN	0.015 mm + 0.012 mm/m (0.0006 in + 0.00014 in/ft)
	AXE	0.020 mm + 0.012 mm/m (0.0008 in + 0.00014 in/ft)
	TrackScan-P	0.044 mm + 0.012 mm/m (0.0017 in + 0.00014 in/ft)
Device type	Industrial camera and lens (not DSLR)	
Weight	≤0.58 KG (≤1.28 lb)	
Obtain mark point position	Real-time calculate & display	
Interface mode	Gigabit Lan	
Depth of field	6.5 m (255.9 in)	
Shooting area up to	9.4 m x 6.9 m (370.1 in × 271.7 in)	
Operating temperature range	-10°C - 40°C (14°F-104°F)	
Patents	CN306051753S	

MSCAN-L15

The Scantech MSCAN-L15 photogrammetry system is designed to deliver high-precision geometric measurements of large-scale parts or components. With a large working or shooting area, and wide depth of field, the MSCAN-L15 reaches a volumetric accuracy of 0.015 mm/m on large-scale projects, and parts from 2 m to 10 m in size.

Compatible with different 3D inspection devices, the MSCAN-L15 can meet stricter measurement accuracy requirements. A unique HDR mode offers strong environment adaptability. Due to its ergonomic design, it is greatly portable and can be held on the hand for an extended period.

The MSCAN-L15 ensures precise, efficient and easy-to-use 3D solutions for large-scale projects in 3D inspection, product development, quality control, etc.

Metrology-grade Accuracy

- Volumetric accuracy of up to 0.012 mm/m, boosting the accuracy by 40%.

Deformation Detection

- Obtain precise 3D data of the deformed workpieces and generate intuitive deviation values.

HDR Mode

- Support HDR mode, blue LED light yields higher accuracy inspection values.

Multiple add-ons

- Users can inspect key positions (such as cylindrical axial distance and hole center) of the parts by using different add-ons.



DefinSight All-in-One Metrology 3D Software Platform

DefinSight is an all-in-one metrology 3D software platform that aims to integrate the full capabilities of Scantech's cutting-edge 3D software. With its intelligent data-optimizing algorithm and real-time computing, DefinSight delivers advanced 3D scanning and inspection like never before.



Everything You Need

- Designed to work with our full range of industrial 3D scanners.
- 3D scan, process, and analyze data in one integrated interface.
- Smooth flow, efficient processing, and storage of data.

Simple and Smooth

- Simple interface and intuitive icons.
- Quick-start guides.
- Large-font display for viewing from a distance.
- Immersive and engaging.



Designed for Easy Use

The user-oriented design of DefinSight makes it highly easy to use for beginners while also catering to the advanced needs of professionals. Whether you're a novice or an experienced user, you'll find the platform easy to use, efficient, and intelligent.

For beginners:

Users can simplify complex parameter settings into linear workflows to make it accessible for beginners.



For professionals:

Due to its simple user interface, easy workflows, and intuitive instructions, professionals can perform 3D measurements with ease.



Get the Most Out of 3D Scanning

Quick to Start:

Quick to get started and connect directly to a 3D

Easy to Use:

Intelligently adapts to different surfaces.

Smooth Scanning:

Supports real-time scanning and encapsulation of 3D data.

Fast Processing:

Instant analysis of large scan data sets.



Gain Deeper Insights in Real-time Meshing

DefinSight unlocks the potential of 3D scanning with advanced data processing and computing algorithms. It offers optimized real-time meshing by converting point cloud data into detailed 3D models during scanning. With faster meshing generation and higher data quality, you'll experience exceptional scanning precision and processing efficiency.





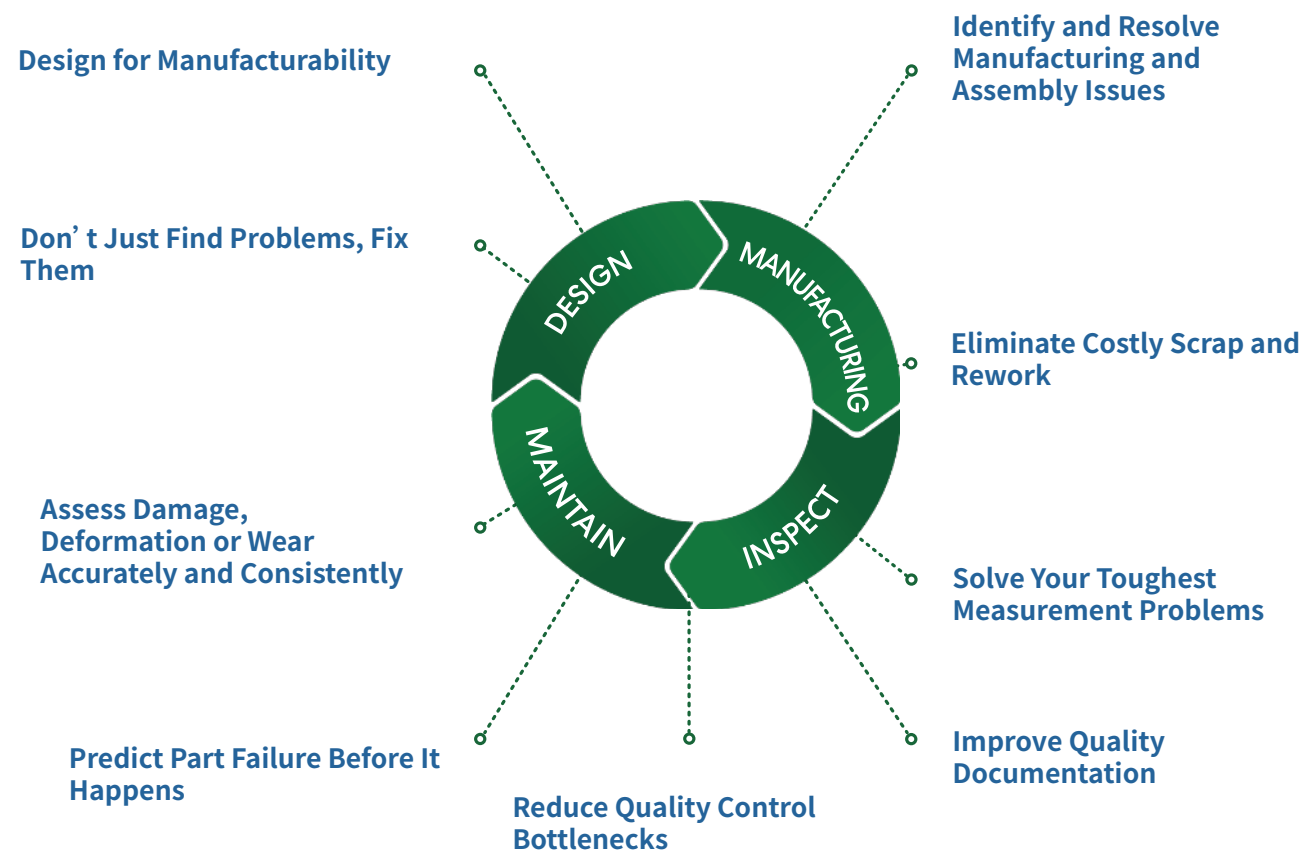
Geomagic Control X for Scantech

3D Inspection & Metrology

What Is Geomagic Control X for Scantech?

Geomagic Control X for Scantech(CXS) is a professional metrology software that lets you capture and process the data from Scantech's 3D scanners to measure, understand, and communicate inspection results to ensure quality everywhere. With CXS, more people in your organization can:

What Can You Do with Geomagic Control X for Scantech?



Professional Inspection Capabilities



Use Scantech's handheld 3D Scanners with Confidence

CXS was born to work with data from Scantech's handheld 3D scanners, including composite 3D scanner KSCAN and optical tracking 3D scanner Track-Scan.



Automate the Entire Process

Every aspect of your inspection project is recorded in CXS's model manager. Additional parts can be inspected with a few clicks – or no clicks at all.



Combine 3D Scans with T-Probe

Get the best of both worlds – noncontact scanning and contact probes – in one integrated software interface.



Inspect Surface Damage or Wear

CXS can automatically interpolate what a scanned object's ideal shape is and measure deviation to quantify even minor surface imperfections.



2D and 3D GD&T

With extensive Geometric Dimensioning & Tolerancing tools, you can analyze size, form, orientation, and location of features.



CXS measure

- Linear, angular, radial, elliptical, bore depth, counterbore, countersink, and thickness.
- Straightness, flatness, circularity, cylindricity, parallelism, perpendicularity and more.



Align the Way You Want

- Automatic feature-based alignment
- Best fit alignment with constraint options
- RPS, datum, and 3-2-1 alignments



Compare Scans to CAD

Beautiful, intuitive color maps show you what is in and out of tolerance and by how much. CXS supports myriad comparison techniques,



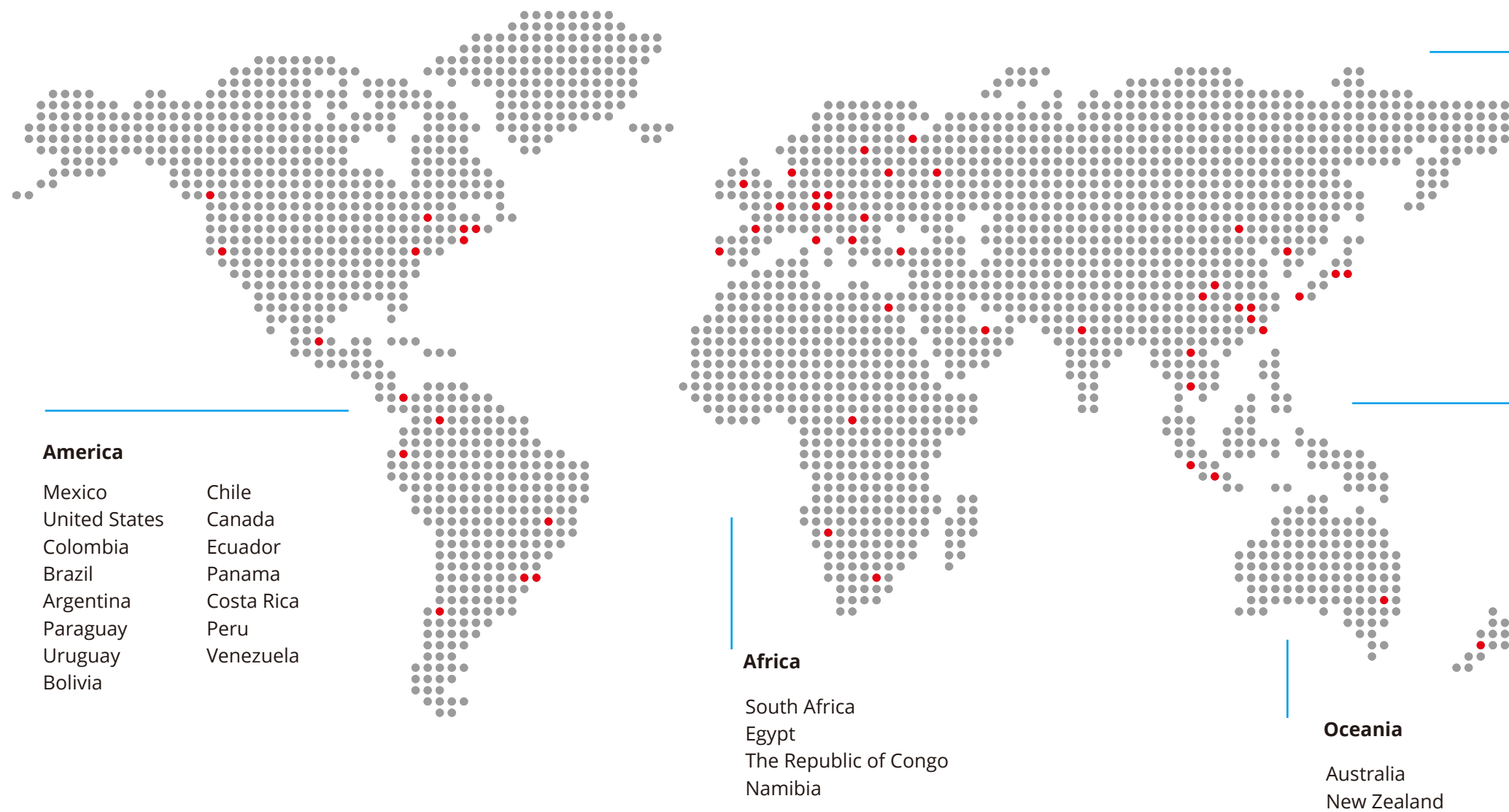
Clear, Interactive 3D Reports for Everyone

Build reports the way you want with templates. And don't worry if you decide to change or add something later – reports update automatically.



Worldwide Customers

SCANTECH products are sold to more than 60 countries and regions, serving over 5000 enterprises such as COMAC, BMW, Volkswagen, GM, Apple, Siemens, JCB and Sany.



America

- | | |
|---------------|------------|
| Mexico | Chile |
| United States | Canada |
| Colombia | Ecuador |
| Brazil | Panama |
| Argentina | Costa Rica |
| Paraguay | Peru |
| Uruguay | Venezuela |
| Bolivia | |

Africa

- South Africa
- Egypt
- The Republic of Congo
- Namibia

Europe

- | | | |
|----------|---------|----------------|
| Italy | Norway | Switzerland |
| Portugal | Hungary | Poland |
| Belgium | Croatia | United Kingdom |
| Germany | Turkey | Russia |
| France | Romania | Netherlands |
| Finland | Denmark | Spain |
| Ireland | Greece | Czech Republic |
| Sweden | Austria | Slovakia |
| Bulgaria | Latvia | |

Asia

- | | | |
|----------|-----------|--------------|
| China | Korea | Malaysia |
| UAE | Thailand | Uzbekistan |
| Vietnam | Japan | Saudi Arabia |
| India | Singapore | Indonesia |
| Pakistan | Bahrain | Philippines |

Oceania

- Australia
- New Zealand